




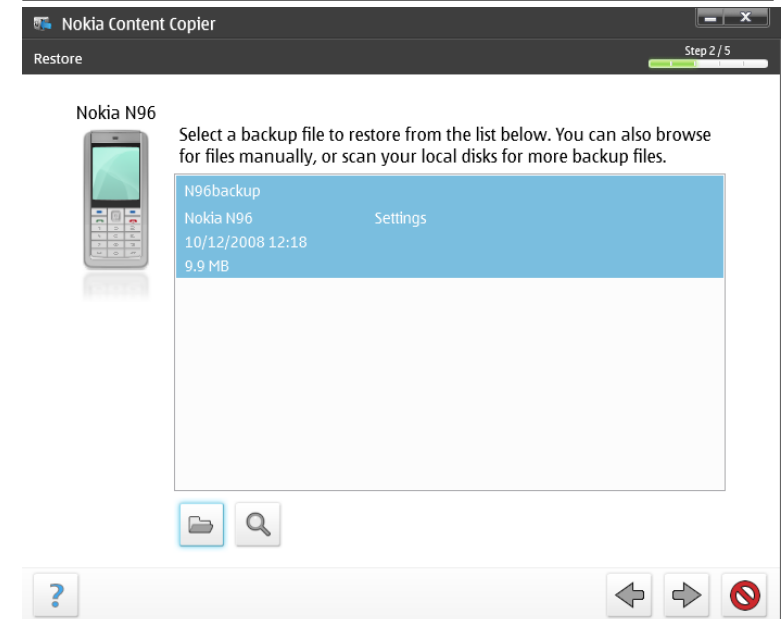
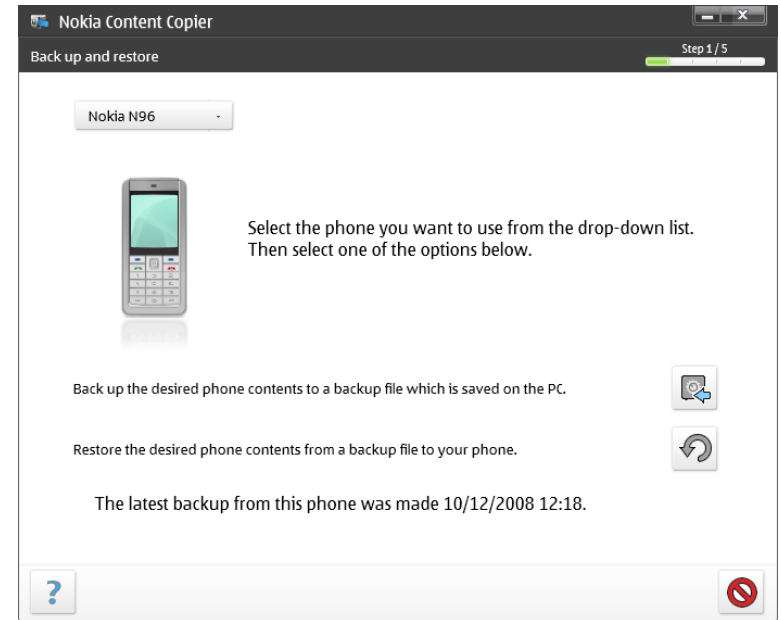
# **Nokia N96 Restore Processes**


**Australian Digital Testing Trial (Optus)**

## Restore Process

- To restore backed up data and content please complete the following steps. 
- 
- Open PC suite, and click on the icon. You are informed of the date of the last backup.

- You will now be asked to select the file from where to restore the items you have backed up.
- There is a confirmation window informing you of the kup date and size of the file. Click  to go to the next step.



- Now select the items from the displayed list to have restored to your phones and click on  to continue.



- The restoration process will now start. **Do not use or disconnect the phone during this operation.**
- When completed disconnect the phone and it will re-start to apply the restored data.

